



● रिक्त स्थानों की पूर्ति करो :

1.

क

—

—

घ

—

2.

—

ठ

ड

—

—

3.

प

—

ब

भ

—

4.

च

छ

—

—

ज

5.

—

थ

—

ध

—

6.

क

—

ग

—

डं

7.

च

—

ज

—

—

8.

—

र

—

व

—

9.

श

—

—

ह

—

10.

क्ष

—


—

श्र

—

**Instruction** : अक्षरों को चित्रों से मिलाइए तथा उनमें रंग भरिए।

**Objective** : चित्रों व अक्षरों का संबंध जानना।



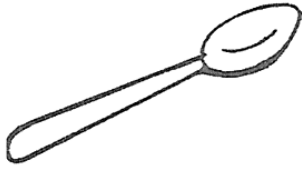
घ

झ




क

छ



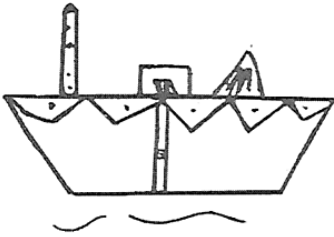
ख



ट

ड

ग

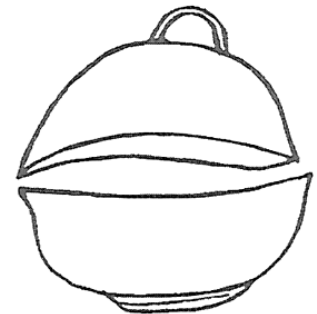
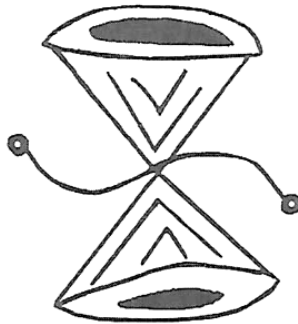




च

ढ


ज

त



**Instruction** : चित्रों को पहचान कर उनके नाम का प्रथम अक्षर  में लिखिए तथा चित्रों में रंग भरिए।

**Objective** : चित्रों के नाम के प्रारंभिक अक्षर जानना ।




1	ध
2	
3	
4	
5	
6	
7	
8	
9	
10	




Count and write the total number in the boxes :


(a)



(b)



(c)




(d)



(e)



(f)





Hello ! meet me



My name is .....

I am a .....

I live in .....

My Phone No. ....

Paste Photographs :

My Father

My Mother

My Brother

My Sister



**Instruction :** Draw and colour the pictures as given in the boxes.


**Objective :** Developing drawing skills.



HOUSE



TREE




TRUCK

**Instruction** : Colour the pictures for the corresponding letters.

**Objective** : Developing vocabulary.

**e**




sun



egg



eye



elephant

**f**




fish



flower



tree




frog

**g**



grapes



gate

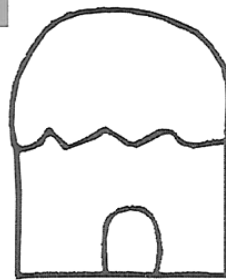


girl

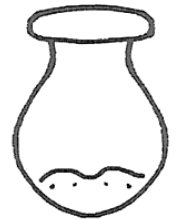


leaf

**h**



hut



pot



hat



hot



**Instruction** : Colour the pictures for the corresponding letters.

**Objective** : Developing vocabulary.

**a**



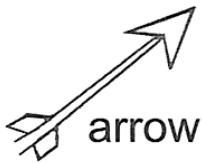
apple



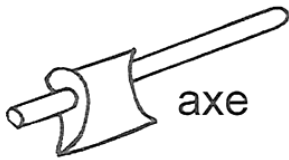
mango



fish

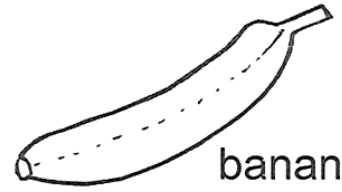


arrow



axe

**b**



banana



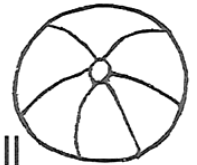
ice-cream



boat



kite



ball

**c**



glass



hut



cat



cup



cake

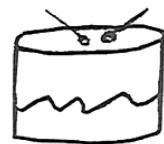
**d**



jug




doll



drum



orange



dolphin

**Write small letters a-z.**

Handwriting practice lines for writing small letters a-z. The page contains 18 horizontal lines for writing.

**Write small letters for the capitals.**

B	—	S	—
E	—	U	—
G	—	W	—
M	—	y	—

**Write capital letters A-Z.**

Handwriting practice lines for writing capital letters A-Z. The page contains 20 horizontal lines for writing.

**Join the capitals with smalls.**

D

f

L

q

F

d

N

r

H

j

Q

l

J





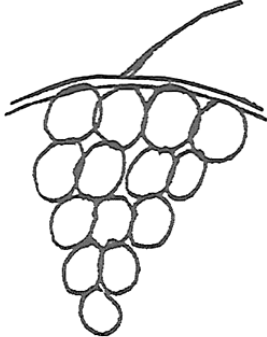


h

R

n

Instruction : Colour the birds only.

Objective : Identifying birds.



**Instruction :** Colour the squares only.


**Objective :** Identifying the shape (square).





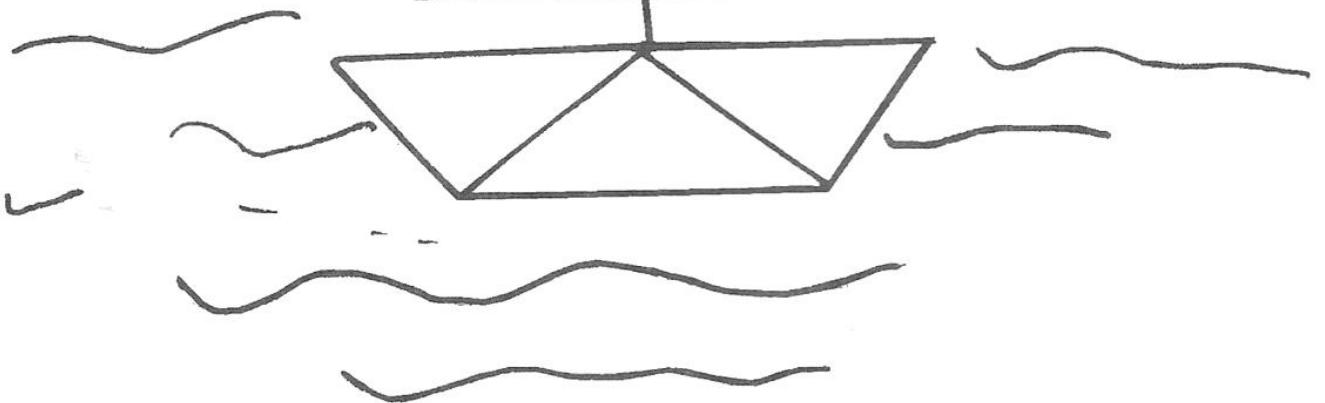
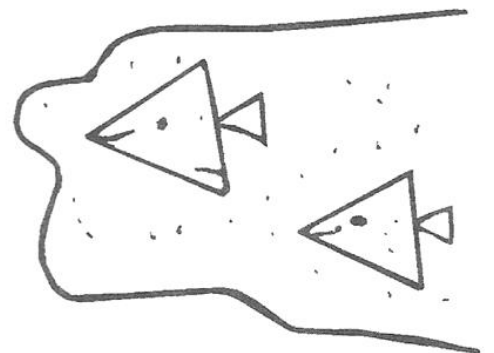




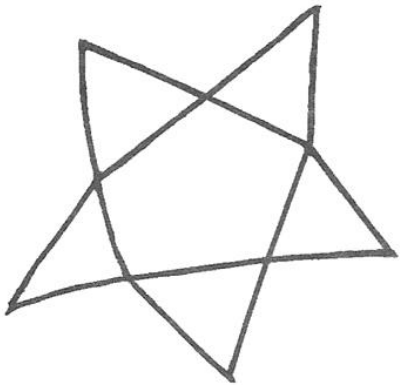
**Instruction** : Colour the rectangles only.

**Objective** : Identifying the shape (rectangle).



**Instruction** : Colour the triangles only.

**Objective** : Identifying the shape (triangle).



**Instruction** : Colour the circles only.

**Objective** : Identifying the shape (circle).

